

A Precision 2" Nom. High Performance Swage Press for the production of hose assemblies of all types including 2" 6 wire. "Clover Leaf" design (Patent Applied) ensures extreme rigidity. Manufactured from steels with high alloying components subjected to new surface treatments will provide the owner many years of trouble free operation.

Features:

- "Clover Leaf" design (Patent Applied) provides extreme rigidity.
- 2" 6 Wire Hydraulic hose capability including interlock type.
- Quick Retract so assemblies can be removed quickly after swaging operation.
- **COLOUR SWAGE**
- Swaging accuracy 0.05mm.
- SIEMENS electric motor with thermister control and switchgear.
- Special "Anti-Pinch" die design
- Standard swaging range 16 to 78mm diam.
Extended swaging range 7 to 100mm diam.
- Auto motor control with soft start.
- UL and CE approvals

Specifications:

Dynamic:

Nom. Size (Hydraulic Hose Size Inches).....	2
Die Set Size (mm nom.).....	50-XX
Swaging Range (mm with Std. Die Set).....	16 to 78
(mm with Optional Dies).....	7 to 100
Max. Die Set Opening (mm + Die Set Size).....	50
Radial Swaging Force (kN).....	3400
Cycle Speed (Full Stroke-Complete Cycle sec.).....	12

Physical:

Dimensions (Plan mm x mm x Height mm).....	600 x 420 x 630
Weight (Without Dies & Oil kg).....	200
Shipping Space (m x m x m).....	0.308
Shipping Weight (kg).....	250
Crate Size (Plan m x m x Height m).....	0.72 x 0.55 x 0.78

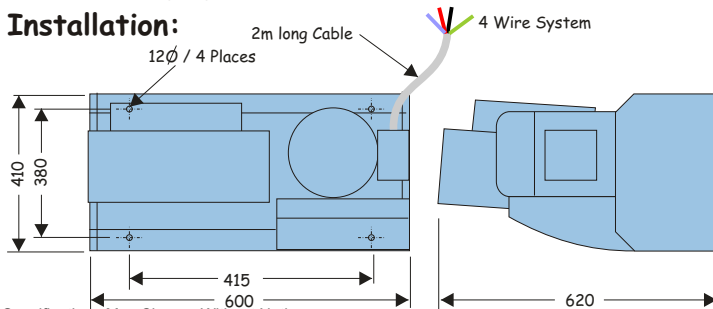
Electrical:

Supply (Volts / Amps).....	400 VAC / 20
Phase (No.).....	3
Power (kW).....	4
Electric Motor Speed (RPM @ 50 Hz).....	1440
Control Power (Volts).....	24 VDC

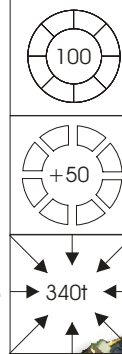
Hydraulic:

Rated Pressure (bar).....	300
Pump Flowrate (l/min).....	13
Reservoir Capacity (litres).....	40
Filtration (um).....	10

Installation:



Specifications May Change Without Notice
All Dimensions in Millimeters.



SOUTHCOTT PTY LTD

A.B.N. 27 007 870 662

243 HALIFAX ST,


ADELAIDE S.A. 5000

PH. 61 - 8 - 8228 2411

FAX. 61 - 8 - 8223 3413



.....CP
Corrosion Protection



CS50QCT
Quick Change Tool




CSFP
Foot Pedal Control



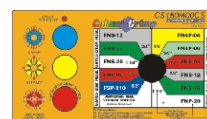
CS50QCR
Quick Change Rack



CS50QCS
Quick Change Stand



CS50SDS
Standard Die Set



.....CS
Colour Swage Control



.....P
Production Control